



<b>Name of the Company: SPENTA INTERNATIONAL LIMITED</b>			
<b>Scrip Code, Name of the Scrip- 526161</b>			
<b>Class of Security - Equity</b>			
<b>Quarter ended: 30th September, 2014</b>			
<b>Partly paid-up shares:-</b>	<b>No. of partly paid-up shares</b>	<b>As a % of total no. of partly paid-up shares</b>	<b>As a % of total no. of shares of the company</b>
Held by promoter/promoters group	N.A.	N.A.	N.A.
Held by public	N.A.	N.A.	N.A.
<b>Total</b>	<b>N.A.</b>	<b>N.A.</b>	<b>N.A.</b>
<b>Outstanding convertible securities:-</b>	<b>No. of outstanding securities</b>	<b>As a % of total No. of outstanding convertible securities</b>	<b>As a % of total no. of shares of the company, assuming full conversion of the convertible securities</b>
Held by promoter/promoter group	N.A.	N.A.	N.A.
Held by public	N.A.	N.A.	N.A.
<b>Total</b>	<b>N.A.</b>	<b>N.A.</b>	<b>N.A.</b>
<b>Warrants:-</b>	<b>No. of warrants</b>	<b>As a % of total no. of warrants</b>	<b>As a % of total no. of shares of the company, assuming full conversion of warrants</b>
Held by promoter/ promoter group	N.A.	N.A.	N.A.
Held by public	N.A.	N.A.	N.A.
<b>Total</b>	<b>N.A.</b>	<b>N.A.</b>	<b>N.A.</b>
<b>Total paid-up capital of the company assuming full conversion of warrants and convertible securities</b>	3111900	N.A.	N.A.

*Harry Mar*




**Statement showing Shareholding Pattern**

Category code	Category of shareholder	Number of shareholders	Total number of shares	Number of shares held in dematerialized form	Total shareholding as a percentage of total number of shares		Shares Pledged or otherwise encumbered	
					As a percentage of (A+B)	As a percentage of (A+B+C)	Number of shares	As a percentage
(I)	(II)	(III)	(IV)	(V)	(VI)	(VII)	(VIII)	(IX) = (VIII)/(IV) * 100
(A)	<b>Shareholding of Promoter and Promoter Group</b>							
(1)	<b>Indian</b>							
(a)	Individuals/ Hindu Undivided Family	9	1664453	1664453	53.4867	53.4867	0	0
(b)	Central Government/ State Government(s)	0	0	0	0.00	0.00	0	0
(c)	Bodies Corporate	1	1600	1600	0.0514	0.0514	0	0
(d)	Financial Institutions/ Banks	0	0	0	0.00	0.00	0	0
(e)	Any Other (specify)	0	0	0	0.00	0.00	0	0
	<b>Sub-Total (A)(1)</b>	<b>10</b>	<b>1666053</b>	<b>1666053</b>	<b>53.5381</b>	<b>53.5381</b>	<b>0</b>	<b>0</b>
(2)	<b>Foreign</b>							
(a)	Individuals (Non-Resident Individuals/ Foreign Individuals)	0	0	0	0.00	0.00	0	0
(b)	Bodies Corporate	0	0	0	0.00	0.00	0	0
(c)	Institutions	0	0	0	0.00	0.00	0	0
(d)	Qualified Foreign Investor	0	0	0	0.00	0.00	0	0
(e)	Any Other (specify)	0	0	0	0.00	0.00	0	0
	<b>Sub-Total (A)(2)</b>	<b>0</b>	<b>0</b>	<b>0</b>	<b>0.00</b>	<b>0.00</b>	<b>0</b>	<b>0</b>
	<b>Total Shareholding of Promoter and Promoter Group (A) = (A)(1) + (A)(2)</b>	<b>10</b>	<b>1666053</b>	<b>1666053</b>	<b>53.5381</b>	<b>53.5381</b>	<b>0</b>	<b>0</b>

Dany He 

(B)	Public shareholding					NA	NA	
1	Institutions					NA	NA	
(a)	Mutual Funds/ UTI	0	0	0	0	0	0	0
(b)	Financial Institutions/ Banks	0	0	0	0	0	0	0
(c)	Central Government/ State Government(s)	0	0	0	0	0	0	0
(d)	Venture Capital Funds	0	0	0	0	0	0	0
(e)	Insurance Companies	0	0	0	0	0	0	0
(f)	Foreign Institutional Investors	0	0	0	0	0	0	0
(g)	Foreign Venture Capital Investors	0	0	0	0	0	0	0
(h)	Qualified Foreign Investor - Ind	0	0	0	0	0	0	0
(i)	Qualified Foreign Investor - Corporate	0	0	0	0	0	0	0
(j)	Any Other (specify)	0	0	0	0	0	0	0
	Sub-Total (B)(1)	0	0	0	0.00	0.00	0	0
2	Non-institutions					NA	NA	
(a)	Bodies Corporate	42	51636	28636	1.6593	1.6593	0	0
(b)	Individuals -							
	i. Individual shareholders holding nominal share capital up to Rs. 1 lakh.	3170	698396	346076	22.4427	22.4427	4000	0.5727
	ii. Individual shareholders holding nominal share capital in excess of Rs. 1 lakh.	16	629039	613039	20.2140	20.2140	0	0
(c)	Qualified Foreign Investor	0	0	0	0.00	0.00	0	0
(d)	Any Other (specify)							
	Clearing Member	12	25076	25076	0.8058	0.8058	0	0
	Market Maker	0	0	0	0.0000	0.0000	0	0
	Office Bearers	0	0	0	0.0000	0.0000	0	0
	Foreign Nationals:							
	Non Resident Indians (REPAT)	27	41300	4700	1.3272	1.3272	0	0
	Non Resident Indians (NON REPAT)	1	400	400	0.0129	0.0129	0	0
	Sub-Total (B)(2)	3268	1445847	1017927	46.4619	46.4619	4000	0.2767
	Total Public Shareholding (B)= (B)(1)+(B)(2)	3268	1445847	1017927	46.4619	46.4619	4000	0.2767
	TOTAL (A)+(B)	3278	3111900	2683980	100.0000	100.0000	4000	0.1285
(C)	Shares held by Custodians and against which Depository Receipts have been issued	0	0	0	0.00	0.00	NA	NA
(1)	Promoter and Promoter Group	0	0	0	0.00	0.00	0	0
(2)	Public	0	0	0	0.00	0.00	0	0
	GRAND TOTAL (A)+(B)+(C)	3278	3111900	2683980	100.0000	100.0000	4000	0.13

NA - Not applicable



Statement showing Shareholding of persons belonging to the category "Promoter and Promoter Group"

Sr. No.	Name of the shareholder	Total shares held		Shares pledged or otherwise encumbered			Detail of warrants		Detail of Convertible Securities		Total Shares (including underlying share assuming full conversion of warrants and convertible securities)
		Number	As a % of grand total (A)+(B)+(C)	Number	As a percentage	As a % of grand total (A)+(B)+(C)	WARRANT	PERCENT	CONVERTIBLE SECURITIES	PERCENT	
(i)	(ii)	(iii)	(iv)	(v)	(vi)-(v)/(iii)* 100	(vii)	(viii)	(ix)	(x)	(xi)	(xii)
1	DANNY F HANSOTIA	730277	23.47	0	0	0	0	0	0	0	23.47
2	SANJAY S GADODIA	486769	15.64	0	0	0	0	0	0	0	15.64
3	FIROZE MINOCHAR HANSOTIA	118000	3.79	0	0	0	0	0	0	0	3.79
4	SANDEEP GADODIA	164307	5.28	0	0	0	0	0	0	0	5.28
5	SULOCHANA S. GADODIA	103500	3.33	0	0	0	0	0	0	0	3.33
6	RITA S GADODIA	46000	1.48	0	0	0	0	0	0	0	1.48
7	AMY F HANSOTIA	13000	0.42	0	0	0	0	0	0	0	0.42
8	VIRAF FIROZE HANSOTIA	2500	0.08	0	0	0	0	0	0	0	0.08
9	JUVENILE TRADING PVT LTD	1600	0.05	0	0	0	0	0	0	0	0.05
	<b>TOTAL</b>	<b>1666053</b>	<b>53.54</b>	<b>0</b>	<b>0</b>	<b>0</b>	<b>0</b>	<b>0</b>	<b>0</b>	<b>0</b>	<b>53.54</b>


*Danny Hansotia*



**Statement showing Shareholding of persons belonging to the category "Public" and holding more than 1% of the total number of shares**

Sr. No.	Name of the shareholder	Number of shares	Shares as a percentage of total number of shares (i.e., Grand Total (A)+(B)+(C) Indicated in Statement at para (I)(a) above}	Detail of warrants		Details of convertible securities		Total Shares (including underlying share assuming full conversion of warrants and convertible securities) As a % of diluted shares capital
				WARRANT	PERCENT	CONVERTIBLE SECURITIES	PERCENT	
1	MANOJ AGARWAL	254622	8.18	0	0	0	0	8.18
2	YAZDI PESTONJAMASP	129259	4.15	0	0	0	0	4.15
3	MANISHA VIPUL SHAH	69423	2.23	0	0	0	0	2.23
4	GANDHI PRATIK RAJENDRA	31200	1.00					1.00
	<b>TOTAL</b>	<b>484504</b>	<b>15.57</b>	<b>0</b>	<b>0</b>	<b>0</b>	<b>0</b>	<b>15.57</b>

*Dany Mar*



Statement Showing Shareholding of Securities (Including Shares, Warrants, Convertible Securities) of  
Persons (Together with PAC) belonging to the category "Public" and holding more than 5% of the total number of shares

Sr. No.	Name of the shareholder	Number of shares	Shares as a percentage of total number of shares {i.e., Grand Total (A)+(B)+(C) Indicated in Statement at para (I)(a) above}	Detail of warrants		Details of convertible securities		Total Shares (including underlying share assuming full conversion of warrants and convertible securities)  As a % of diluted shares capital
				WARRANT	PERCENT	CONVERTIBLE SECURITIES	PERCENT	
1	MANOJ AGARWAL	254622	8.18	0	0	0	0	8.18
	<b>TOTAL</b>	<b>254622</b>	<b>8.18</b>	<b>0</b>	<b>0</b>	<b>0</b>	<b>0</b>	<b>8.18</b>

*Manoj Agarwal*



**Statement showing details of locked-in shares**

Sr. No.	Name of the shareholder	Number of locked-in shares	Locked-in shares as a percentage of total number of shares (i.e., Grand Total (A)+(B)+(C) indicated in Statement at para (1)(a) above)
1	NIL	NIL	NIL
<b>TOTAL</b>		NIL	NIL


*Darry Ho*



Statement showing details of Depository Receipts (DRs)

Sr. No.	Type of outstanding DR (ADRs, GDRs, SDRs, etc.)	Number of outstanding DRs	Number of shares underlying outstanding DRs	Shares underlying outstanding DRs as a percentage of total number of shares (i.e., Grand Total (A)+(B)+(C) indicated in Statement at para (1)(a) above)
1	NIL	NIL	NIL	NIL
<b>TOTAL</b>		<b>NIL</b>	<b>NIL</b>	<b>NIL</b>

*Henry Ho*





Statement showing holding of Depository Receipts (DRs), where underlying shares held by 'promoter/promoter group' are in excess of 1% of the total number of shares.

Sr. No.	Name of the DR Holder Type of outstanding DR (ADRs, GDRs, SDRs, etc.)	No. of shares underlying outstanding DRs	Shares underlying outstanding DRs as a percentage of total number of shares (i.e., Grand Total (A)+(B)+(C) indicated in Statement at para (1)(a))
1	NIL	NIL	NIL
TOTAL		NIL	NIL

*Harry Ho*

